



# **NAMPO (Pty. Ltd)**

## **GRAIN ECONOMY / GRAIN RESEARCH & POLICY CENTRE**

**ANNUAL REPORT TO THE SORGHUM TRUST**

**1 OCTOBER 2024 TO 30 SEPTEMBER 2025**

**PRESENTED IN SEPTEMBER 2025**

**CONTENTS**

	<b>Page</b>
The evaluation of sorghum cultivars in different production regions.....	3 – 12
Improve management of Quelea populations in South Africa.....	13 – 16
Market Research and information.....	17 - 22
Appreciation and thanks .....	23

## THE EVALUATION OF SORGHUM CULTIVARS IN DIFFERENT PRODUCTION REGIONS

### PROJECT MANAGER

Grain SA: Marguerite Pienaar

### PROJECT DURATION

1 October 2024 – 30 September 2025 (ten years)

### PROJECT OBJECTIVES

- 1) To provide producers and agricultural advisers with independent information on the performance and adaptability of sorghum varieties.
- 2) To promote the profitability and sustainability of sorghum in South Africa.
- 3) To focus on yield, based on heat units.

### COLLABORATORS

- Seed companies: Corteva, Agricol, AGT Foods Africa, Limagrain Zaad and advanta.
- Producers: Producers who plant the trials and provide all inputs except the seed.
- Grain SA: Coordination and implementation of sorghum cultivar trials by region. Coordination and implementation of sorghum cultivar trials.
- Sorghum Trust: Financial support.

### PROGRESS

#### ➤ Role-player meetings

During Grain SA's Sorghum Working Group (11<sup>th</sup> of February 2025) the progress of the cultivar trials for the 2024/2025 season was discussed. On the 15<sup>th</sup> of August 2025, Grain SA held another Sorghum Working Group where the results of the 2024/2025 season's cultivar trials were discussed. All the seed companies (Corteva, Advanta Seeds, Sorgho, Agricol and AGT Foods) were invited to attend both of the meetings as they not only play a crucial role in the cultivar trials but also in growing the sorghum industry.

#### ➤ Localities

Table 1 gives an overview of the past 10 years in terms of the trials (planted vs not planted). The 2015/16 production season was an extreme drought season with only 2 of the 4 trials that could be harvested. The 2016/17 production season was totally the opposite of the previous year with record yields although quelea damage occurred at the Koppies trial. The 2017/18 season will be remembered as one of the most difficult seasons during planting time with extremely unstable climatic conditions during planting. The trial in the North West (Sannieshof) could unfortunately not be planted due to drought conditions during the optimum planting window for that region. The 2018/19 season was again a very difficult season with very late rain. Trials were intended to be planted at 5 localities although only 2 localities data could be used. During the 2019/20 season, it was intended to plant 5 localities although only 3 trials data could be used. Limpopo experienced a very difficult season during the 2019/20 season. During the 2020/21 season, it was intended to plant 7 localities although only 3 trial data could be used and during 2021/22 the intention was to plant 4 strip trials which only 2 were successful. During the 2022/23 season, all intended trails were planted and successfully

harvested. The 2023/24 season was a difficult season due to warm and dry weather in the sorghum cultivation areas. The original intent for the 2024/25 production season was to plant a total of 7 strip trials. The weather conditions were in general unfavourable in the different production regions and 2 strips could not be planted. The trials in general looked promising except for the 2 trials in Limpopo that could not be planted. However, extremely late rain in the season made it impossible to harvest some of the trials at the end.

**Table 1: Trial history (planted vs not planted)**

Locality	2015/16	2016/17	2017/18	2018/19	2019/20	2020/21	2021/22	2022/23	2023/2024	2024/2025
Number of	4	4	3	5	5	7	4	8	9	10
Mpumalanga - Standerton	Harvested	Harvested	Harvested	Harvested	Harvested	Harvested	Harvested	Harvested	Harvested	Harvested
Mpumalanga - Standerton								Harvested	Harvested	Planted, but trial did not come up due to dry conditions
Mpumalanga - Devon	-	-	-	High CV	Harvested but high quelea damage	Intention to plant at Devon but was moved to Bapsfontein due to drought				
Mpumalanga - Bapsfontein						Harvested but high quelea				
Limpopo - Settlers	Harvested	Harvested	Harvested	Harvested	Harvested	Drought conditions (not planted)	Harvested	Harvested	Harvested	Did not plant due to wet conditions
Limpopo - Lehau					Harvested	Harvested	Drought conditions (not	Harvested	Harvested	Did not plant due to wet conditions
Limpopo - Roedtan								Harvested		
Free State - Bloemfontein	-	-	-	Not planted – drought conditions during	Not planted due to late rains	Harvested	Not planted due to extreme			

Free State - Vredefort										Harvested
North West - Sannieshof	Drought	Harvested	Not planted – drought conditions during	-		Harvested but high quelea damage				
North West - Ottosdal								Harvested	Not harvested due to heat	Harvested
North West - Lichtenbug										Planted, unsuccessful
Eastern Cape - Alice								2 Localities planted - statistical		

## ➤ **Field visits and farmer days**

### **Field Visit**

Trial visits are vital to ensure collaboration among stakeholders and are conducted on an annual basis.



## ➤ **Sorghum trial site visit – 15 April 2025, Standerton**

A sorghum trial site visit took place on 15 April on Ebert du Plessis' farm near Standerton. This day was well attended by various role-players, including producers and sorghum seed companies. The sorghum trial also looked promising with a good yield at hand.

The seed companies presented information on their respective cultivars to the producers, after which the producers also had the opportunity to move through the various trials. There was good interaction between producers and representatives of the various seed suppliers. Grain SA expressed its gratitude to all who worked together to make that day successful.

## ➤ **Materials and methods**

The trials were planted as randomized block designs using one replication at each locality with different cultivars entered for each locality. Pan 8816 was the control cultivar in Mpumalanga whereas PAN8625 was the control cultivar in Vredefort.

### ➤ The evaluation of trials

The Gennard Trial Pro model was used to analyse the performance of the cultivars. This model is widely used by the different seed companies as well as producers conducting their own on-farm trials.

### ➤ Results

The tables below indicate the yields per cultivar, average yield per locality and each locality's coefficient of variation (CV). The CV indicates the statistical correctness of a trial. A value below 15 is considered statistically correct. The lower the number of the CV, the more acceptable the accuracy of the trial.

With the local demand mainly for sweet sorghum, sweet sorghum cultivars are largely included in the trials. Bitter sorghum cultivars are indicated with a \*.

#### • Mpumalanga (Standerton)

Table 2 shows the yield data for Standerton for the 2024/25 production season. The coefficient of variation (CV) was within the accepted norms (8.52%); the trial is therefore well performed and the results are reliable. The seed companies entered a total of 18 cultivars in the Standerton trial, of which 7 were planted for the first time in this trial. This is the fifth season that Corteva's PAN 8951 was entered into the trial and this cultivar also achieved the highest yield in the 2024/25 season. An average yield of 7,48 t/ha was obtained for this trial.

#### New entries for 2023/2024

- SSXP 2306 (Sorgho)
- Halifax (Advanta)
- SSXP 2009 (Sorgho)
- Acclaim (Advanta)
- Resolute (Advanta)
- BARGS01 (Barenbrug)
- VIPER IG (Advanta)

**Table 2: Standerton sorghum strip trial results (2024/25 Production Season)**

Cultivar	Seed company	2024/25	Rank
		Ton/Ha	
PAN 8951	Corteva	10,3	1
NS 5511*	Agricol	9,32	2
Sentinel IG	Advanta	8,92	3
Avenger*	Agricol	8,76	4
Mr Taurus	Advanta	8,75	5
PAN 8625*	Corteva	8,75	6
SSXP 2306*	Sorgho	8,67	7

<b>Halifax</b>	Advanta	8,2	8
<b>Mr Buster</b>	Advanta	8,1	9
<b>SSXP 2009</b>	Sorgho	7,85	10
<b>Acclaim</b>	Advanta	7,35	11
<b>Resolute</b>	Advanta	6,86	12
<b>PAN 8816</b>	Corteva	6,32	13
<b>Enforcer</b>	Agricol	6,02	14
<b>Enforcer</b>	Agricol	5,63	15
<b>BARGS01</b>	Barenbrug	5,54	16
<b>VIPER IG</b>	Advanta	4,92	17
<b>Enforcer</b>	Agricol	4,66	18
<b>Strookproefgemiddeld (T/HA)</b>		<b>7,48</b>	
<b>KV</b>		<b>8,52</b>	

\* Bitter sorghum cultivars

The yield data for cultivars that have been included in the Standerton trial for two and more years are averaged in Table 3. Cultivars that were only included in the trial for 1 season or are no longer commercially available were not included in the table. The average strip trial yield (t/ha) as well as the coefficient of variation (CV) can be compared per season. Agricol's Enforcer and Corteva's Pan 8816 are the only 2 cultivars entered in the trial for 10 years; the cultivar from Corteva (PAN 8951) has the best-year average yield with 10,03t/ha followed by NS 5511 with 9,32 t/ha. The average of the cultivars entered in the trial for 2, 3, 5, 6, 8 and 10 years was also calculated.

**Table 3: Standerton sorghum strip trial results (results since 2015/16)**

Grain SA Sorghum strip trials - Standerton												Average yield					
Kultivar	Saad maatskappy	2015/1	2016/1	2017/1	2018/1	2019/2	2020/2	2021/2	2022/2	2023/2	2024/2	10 year	8 year	6 year	5 year	3 year	2 year
		6	7	8	9	0	1	2	3	4	5	Ton/Ha	Ton/Ha	Ton/Ha	Ton/Ha	Ton/Ha	Ton/Ha
		Ton/Ha	Ton/Ha	Ton/Ha	Ton/ha	Ton/ha	Ton/ha	Ton/ha	Ton/ha	Ton/ha	Ton/ha	Ton/Ha	Ton/Ha	Ton/Ha	Ton/Ha	Ton/Ha	Ton/Ha
Enforcer	Agricol	5,00	10,73	7,08	6,34	6,86	5,00	8,63	6,15	6,14	6,02	6,80					
PAN 8816	Corteva	5,23	9,01	6,55	5,83	7,15	4,94	8,51	6,47	5,76	6,32	6,58					
Avenger <sup>1</sup>	Agricol	-	-	4,55	5,61	7,70	6,72	8,68	6,18	5,54	8,76		6,72				
PAN 8625 <sup>1</sup>	Corteva	-	-	6,81	5,85	7,69	6,17	7,07	5,67	6,64	8,75		6,83				
NS 5511 <sup>1</sup>	Agricol	-	-	-	5,82	7,62	-	8,81	5,38	6,19	9,32		7,19				
PEX 81 (PAN 8951)	Corteva	-	-	-	-	-	7,19	9,13	7,47	5,98	10,03				7,96		
PAN 8950*	Corteva	-	-	-	-	-	4,27	8,19	6,74	-	-					6,40	
NK 8830 <sup>1*</sup>	AGT Foods	-	-	-	-	-	-	8,41	6,47	-	-						7,44
SentinellG	-	-	-	-	-	-	-	-	-	5,77	-	8,92					
MR TAURUS	Advanta	-	-	-	-	-	-	7,72	6,55	-	-	8,75					7,67
Gibson	AGT Foods	-	-	-	-	-	-	-	-	7,05	-						
Mr Bazley	-	-	-	-	-	-	-	-	-	6,43	-						
SSXP 2306	Sorgho	-	-	-	-	-	-	-	-	-	8,67						
SSXP 2009	Sorgho	-	-	-	-	-	-	-	-	-	7,85						
Acclaim	Advanta	-	-	-	-	-	-	-	-	-	7,35						
Resolute	Advanta	-	-	-	-	-	-	-	-	-	6,86						
BARGS01	Barenbrug	-	-	-	-	-	-	-	-	-	5,54						
VIPERIG	Advanta	-	-	-	-	-	-	-	-	-	4,92						
Halifax	Advanta	-	-	-	-	-	-	-	-	-	8,20						
Mr Buster	Advanta	-	-	-	-	-	-	-	-	-	8,10						
<b>Trial ave. yield</b>		<b>4,78</b>	<b>9,94</b>	<b>6,17</b>	<b>5,41</b>	<b>7,10</b>	<b>5,81</b>	<b>7,93</b>	<b>6,07</b>	<b>6,17</b>	<b>7,48</b>						
<b>CV</b>		<b>4,80</b>	<b>9,67</b>	<b>2,22</b>	<b>4,68</b>	<b>1,95</b>	<b>14,28</b>	<b>5,30</b>	<b>6,70</b>	<b>7,66</b>	<b>8,52</b>						

Cultivars that are good "potential" cultivars' results are included in this table.

<sup>1</sup> Bitter sorghum cultivars

2017/18 - Avenger – Population stand

2018/19 - AG Bullet / Pan 8706W - Population stand problems

2019/20 - SG12471 - Population stand problems

2020/21 - SG 12470 / PAN 8950 - Hael damage

- **Vredefort**

In Table 4, the yield data for the Vredefort locality for the 2024/25 production season is shown. An average yield of 6,71t/ha was achieved for the trial.

**Table 4: Vredefort sorghum strip trial results – 2024/25 season**

Cultivar	Seed company	2024/25	Rank
		Ton/Ha	
<b>NS 5511</b>	Agricol	7,35	1
<b>US9277</b>	United Seed	7,08	2
<b>Avenger</b>	Agricol	7,07	3
<b>2306SSXP</b>	Sorgho	6,31	4
<b>PAN8625</b>	Corteva	5,75	5
<b>Strookproefgemiddeld (T/HA)</b>		<b>6,71</b>	
<b>KV</b>		<b>10,53</b>	

<sup>1</sup> Bitter sorghum cultivars

\*Not commercially available

- **North-West (Ottosdal)**

The CV of 4,33% indicates that the results are reliable. Agricol's NS5511 performed the best in this trial with an average yield of 4,46t/ha followed by their own Avenger cultivar that produced an average yield of 4,44t/ha.

The Pan8625 from Corteva came in 3<sup>rd</sup> followed by United Seed's US9277. The average yield of the entire trial was 3,99t/ha.

#### New entries for 2023/2024

- LGSA (SC XH102)
- Advanta (SentinellG)

**Table 5: Ottosdal sorghum strip trial results (2024/25 Production Season)**

Cultivar	Seed company	2024/25	Rank
		Ton/Ha	
<b>NS5511</b>	Agricol	4,46	1
<b>Avenger</b>	Agricol	4.44	2
<b>Pan8625</b>	Corteva	3.83	3
<b>US9277</b>	United Seed	3.52	4
<b>Strookproefgemiddeld (T/HA)</b>		<b>3,99</b>	
<b>KV</b>		<b>4,33</b>	

## **PROBLEMS THAT HAVE BEEN ENCOUNTERED WITH THE PROJECT**

Some of the trials could not be planted or harvested due to the weather.

## **DISSEMINATION OF INFORMATION**

The information was distributed by means of:

- Grain SA Sorghum Working Group meeting
- Grain SA website
- Seed companies and producers

**FINANCIAL REPORT - 1 OCT 2023 – 31 August 2024**

Description	Approved Budget 23/24	Actual Year to Date 1 October 2023 tot 31 August 2024	Remaining
Income	- 30,000	- 30,000	- -
Expenditure	30,000	-	30,000
<b>Net Amount</b>	-	- 30,000	30,000

## MARKET RESEARCH

**MISSION:** To enhance the profitability and sustainability of the South African grain and oilseed production sector by providing timely, accurate and objective market related information for the consumption of all role players in the industry.

### IDENTIFICATION OF PROJECT AND PROJECT LEADER

#### PROJECT NUMBER

M 1 (1/05)

#### PROJECT MANAGER

Marguerite Pienaar; Heleen Viljoen

#### PROJECT DURATION

1 October 2024 - 30 September 2025

### PROJECT OBJECTIVES

1. The collection and capturing of international and local data into Grain SA's database.
2. The processing and assimilation of data into a convenient format to end-users.
3. Communication of processed data to stakeholders, the public and grain producers.

### ACTIONS TAKEN WITH REGARD TO THIS PROJECT

Grain SA's focus on this project is on market related research and the collection, assimilation, and dissemination of market information for sorghum producers and the broader grain industry, as well as broadening market access by providing market information to commercial and developing sorghum producers.

Grain SA's database includes, amongst others, the following:

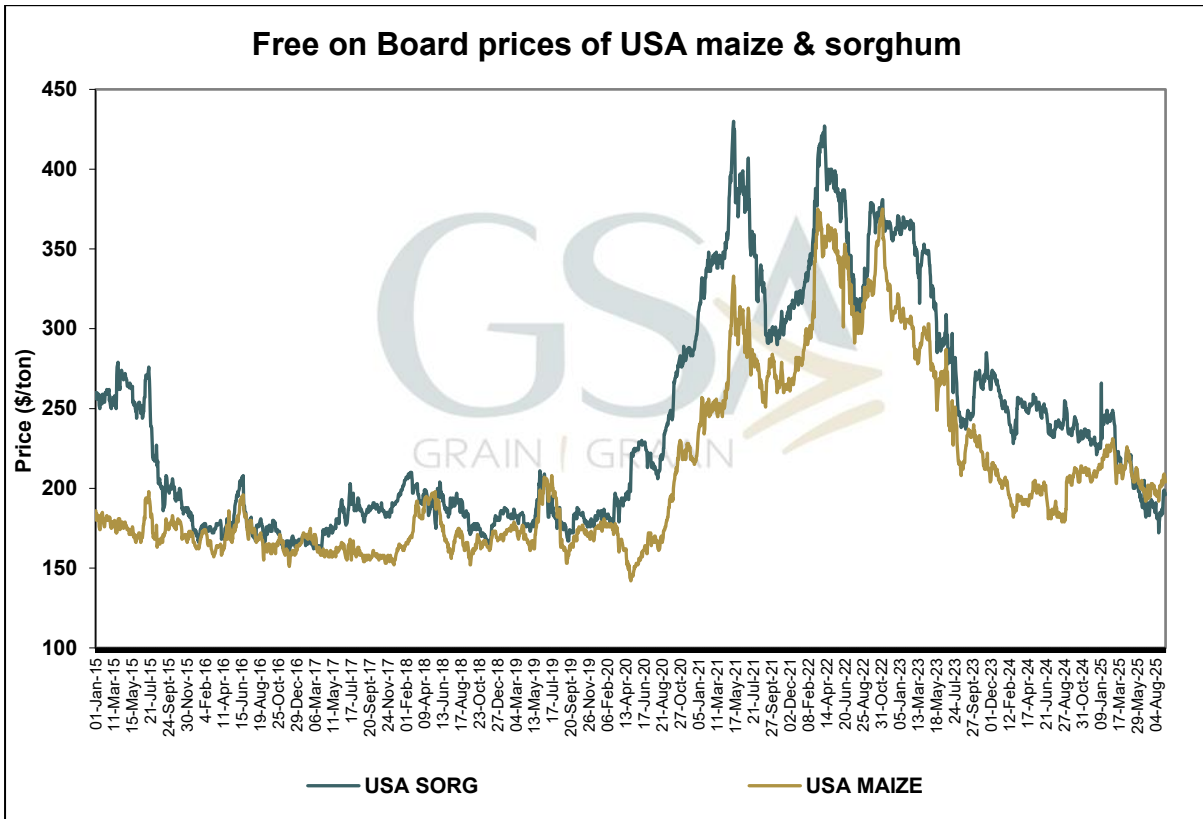
- i) General economic indicators:
  - Multiple exchange rates
  - Dow Jones Industrial Average Index
  - JSE All share, Industrial and Financial Indexes as well as the Top 40 index
  - Consumer Price and Producer Price Indexes
  - Gold Price
  - SAFEX diesel price
  - Brent crude Oil prices
  - US ethanol price
- ii) International grain market data
  - Daily export prices of grains and oilseeds in the Gulf harbour (USA) and Argentina.
  - Sorghum prices trading on the Australian Stock Exchange (ASX)
  - Intentions to plant, hectarage and yield of sorghum production in the USA and Argentina

- Detailed supply and demand estimates for sorghum in the USA, Argentina, and Australia
  - Detailed global sorghum supply and demand estimates
  - International production, consumption and ending stock estimates for grains and oilseeds
- iii) Domestic grain market data
- Long-term import and export parity prices of USA Sorghum delivered in Randfontein as well as the derived domestic sorghum prices (derived from the SAFEX white and yellow maize prices).
  - Monthly import, producer deliveries, consumption, and export figures for sorghum (obtained from SAGIS)
  - Supply and demand projections for sorghum
  - Daily Grain SA Morning Market Commentary
  - Daily Telegram message
  - Monthly Fuel message to producers
  - Monthly Fertilizer and Chemical report
  - Monthly Grain Market Overview
  - Monitoring of seed prices

## PROGRESS

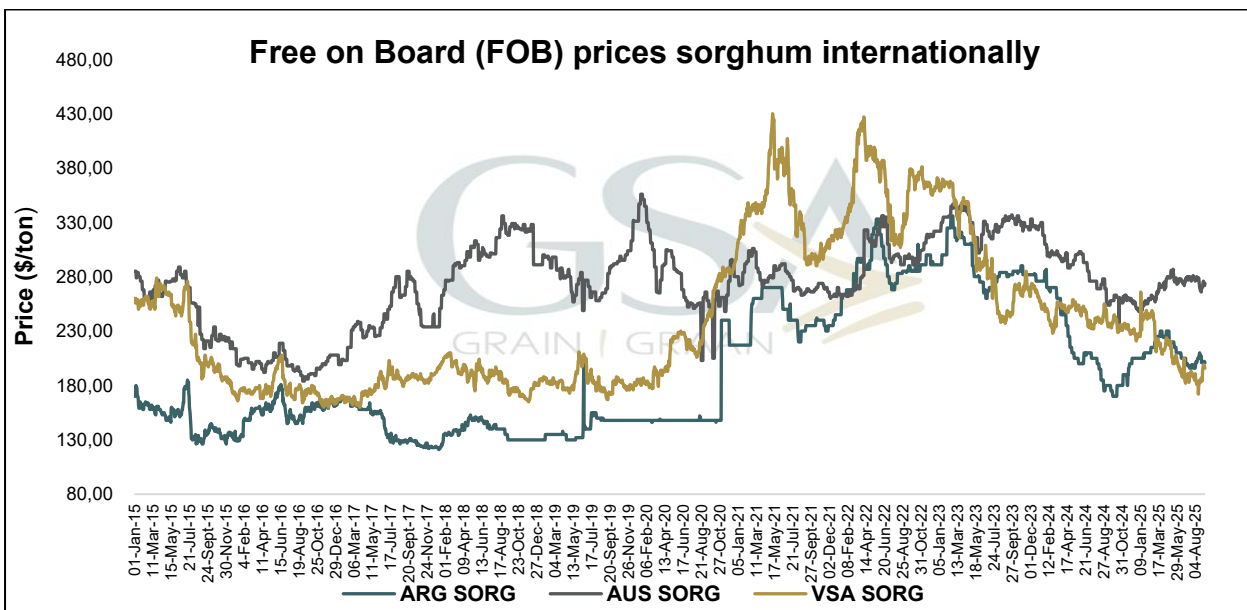
### Data assimilation

Herewith an example of the information regarding sorghum that is collected and updated on a daily basis. Error! Reference source not found. indicates the international maize and sorghum prices from around January 2015 to date, with the database extending to pre-2000. The international tendency in the price movements as well as the prices in relation to one another between various crops can be examined and therefore the various role players in the market can conclude better marketing decisions. The whole value chain, from producers, traders, processors, and consumers have access to the information, as this is freely available on the Grain SA website ([www.grainsa.co.za](http://www.grainsa.co.za)). It is also well known that local small-grain commodity prices, including sorghum, are derived from international prices since the market must compete in the international space, in terms of either imports or exports. International prices are therefore used to calculate the local import and export parity prices, which can be seen in **Figure 3**. From **Figure 1** it can be noted that the USA free on-board (FOB) sorghum and maize prices in the Gulf Harbour have decreased by about 25.1% and 50.4%, respectively, between August 2024 and August 2025. Maize and sorghum are seen as substitute products and as such follow each other trends.



**Figure 1: USA Free On Board prices of sorghum and maize in the Gulf**  
 Source: Grain SA (2025)

Error! Reference source not found. shows recent market developments from three different origins, which are major role players in international markets: USA, Australia, and Argentina. During the 2024/2025 marketing year was subjected to high levels of market volatility that led to large market movements. International sorghum prices started to decline in 2024 following the historical highs post 2021. The downward trend continued into 2025, especially for Argentinian and US prices due to increased local production. Australian prices was supported by a decrease in local production.



**Figure 2: International sorghum prices**  
 Source: IGC, Grain SA (2025)

\*<https://www.grainsa.co.za/>

According to the International Grains Council (IGC), the forecast for world sorghum production for 2025/2026 will peak at 63.19 million tons compared to 61.59 million tons in the previous season; this is a 2.6% increase in global sorghum production (table 1). The increase in production can be attributed to larger projections for some of the world’s largest producing countries, which includes increases for China, Ethiopia, Mexico, Nigeria as well as Sudan.

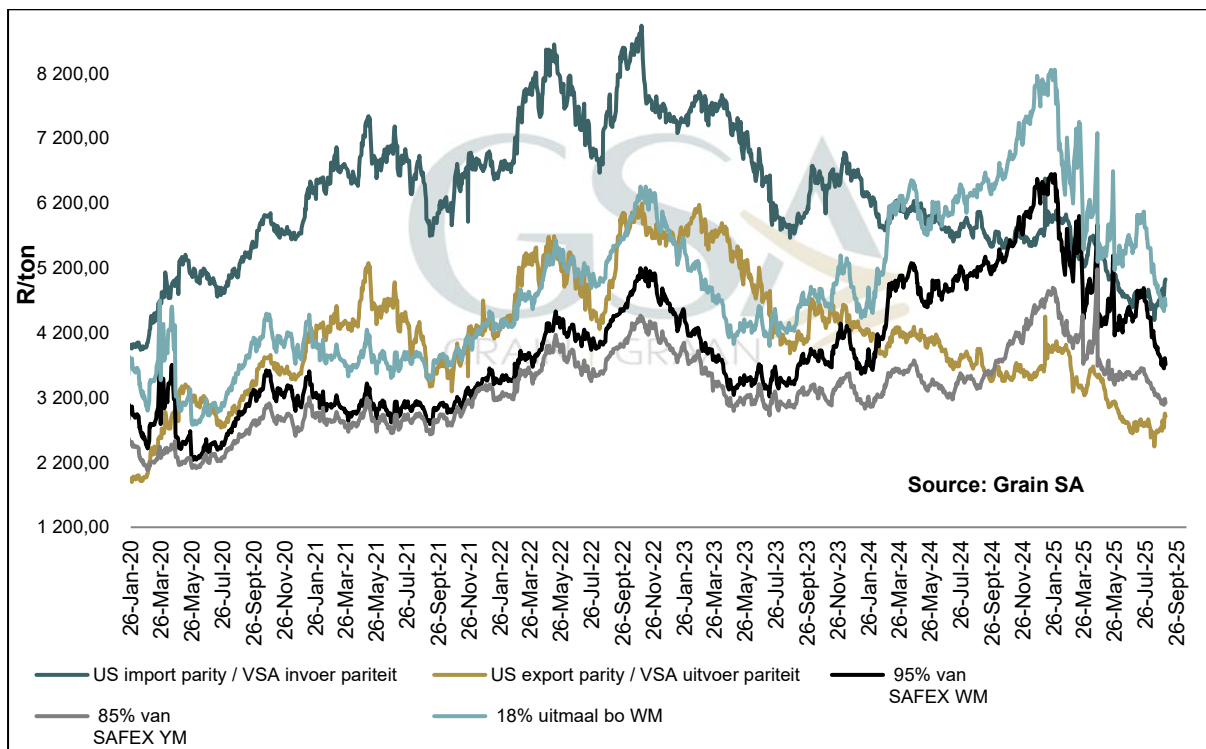
**Table 1: Global supply and demand for sorghum**

	2023/24	2024/25	2025/26*
	Million tons	Million tons	Million tons
<b>Total supply</b>	62.4	65.2	67.7
<b>Production</b>	58.5	61.6	63.2
<b>Beginning stocks</b>	3.9	3.6	4.5
<b>Exports</b>	9.5	7.3	6.8
<b>Total food use</b>	28.3	28.8	29.7
<b>Total demand</b>	58.8	60.7	62.6
<b>Ending stocks</b>	3.6	4.5	5.1
<b>Area harvested (ha)</b>	40.4	41.1	41.2

Source: IGC

\*Projection for the current season

World trade is anticipated to decrease again by approximately 7% in the 2024/25 season, this is mainly due to decreased demand from China, which is by far the largest global importer. China’s imports continued to decrease since the 2023/24 season and is projected to decrease with 13.9% year-on-year for the 2025/2026 season, and for the 2024/25 season China’s imports decreased with a staggering 33,3%. **Error! Reference source not found.** below depicts the parity prices for sorghum theoretically transported to Randfontein.



**Figure 3: Import and export parity prices of USA sorghum in Randfontein**

Source: Grain SA (2025)

\*<https://www.grainsa.co.za/>

**Figure 3** illustrates the parity prices of sorghum, with the dark blue line representing the US import parity and the gold line representing the US export parity. The light grey line represents 85% of the SAFEX yellow maize (YM) price, which is a derived price, and the light blue line also represents a derived price for sorghum, which is made up of an 18% milling quantity above that of white maize (WM). To calculate the light grey line, we use the yellow maize SAFEX price and multiply it by 85% because sorghum has 85% of the nutritional value that yellow maize has. To calculate the light blue line, we use the SAFEX white maize price and add 18% to the price. The reason is that sorghum's meal yield is 18% more than white maize; therefore, the millers are paying an 18% premium above the white maize price for sorghum. Knowing this, we can then understand why the YM-derived price is moving below the US export parity price while the WM-derived price is moving relatively similarly to the US export parity price.

**Table 2: Supply and demand of sorghum in South Africa**

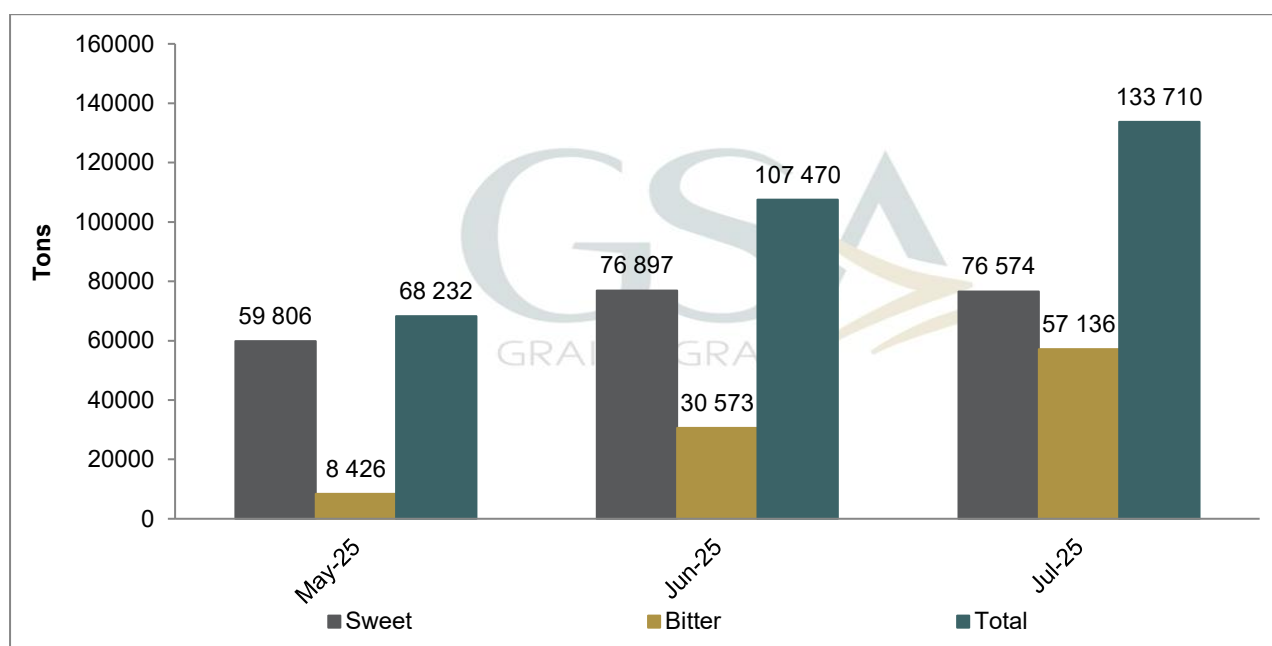
Marketing year	2021/22	2022/23	2023/24	2024/25
	'000 tons	'000 tons	'000 tons	'000 tons
<b>Beginning stocks (1 March)</b>	51.8	106.16	47.6	104
<b>Commercial deliveries</b>	213.46	103.1	98.5	135
<b>Imports</b>	4.15	0.8	35	10
<b>Total commercial supply</b>	269.6	219.3	179.3	250
<b>RSA consumption</b>	152.06	160.2	138.5	123.2
<b>Exports</b>	9.06	10.8	8.1	7.4
<b>Total commercial demand</b>	163.48	172.3	147.8	130.6
<b>Ending stocks on 28 February</b>	106.16	47.6	31.5	123

Source: Grain SA, NAMC

According to the 7th production forecast from the National Crop Estimate Committee (CEC) for the 2025/26 marketing year, the total sorghum production is estimated to increase to 137 970 tons, compared to the final crop of 2024/25, which was finalized at 98 000 tons. However, the area planted has decreased by 2.26%, from 42 100 hectares to 41 150 hectares, with an expected yield of 3.35 tons per hectare.

The total domestic demand for sorghum to be processed in the 2025/26 season is anticipated to decrease by 5.8% year-on-year, from 164 279 tons to 154 820 tons. Decreases in consumption are expected across all processing categories and for both sweet and bitter sorghum.

Commercial supply is projected to follow the same downward trend as demand. The total for 2025/26 is expected to drop by 7%, reaching 233 817 tons, down from the total supply of 250 676 tons in 2024/25. Sweet sorghum saw the largest supply decrease, from 212 085 to 154 564 tons, whilst bitter sorghum recovered from 39 312 tons to 79 253 tons in the 2025/26 season.



**Figure 4: Unutilized stocks in 2025**

Source: SAGIS

**Figure 4** illustrates the unutilized stocks for sweet- and bitter sorghum and total sorghum for May, June, and July. We can notice that unutilized stock levels increase month on month.

### Stakeholder engagements

Grain SA communicates all market-related research results and information to all stakeholders in the industry. Grain SA started the Imbizo initiative in 2019, which is aimed at trying to reach out to the missing middle farmers and to help with their transition from farmer development to the commercial space. The target group is the new era and potential new era commercial farmers. The purpose is to equip these farmers with marketing knowledge, finance and a host of other relevant topics that will enable a smoother transition. Information was regularly shared with farmers, through different platforms, to keep them up to date with the sorghum market. Grain SA also hosts annual regional meetings for all commercial and non-commercial producers where all market related information is conveyed and discussed. Grain SA also uses this information during Forum meetings and media inquiries.

### Relevant articles produced

During the reporting period the following articles featuring sorghum were produced in the SA Grain magazine\*:

- Sorghum-inligtingsdag: 'n dag van kennis en innovasie (September 2025)
- Fungi associated with sorghum GRAIN from contrasting production systems (September 2025)
- Sorghum in SA: revitalising pre-breeding and breeding (September 2025)
- Consider SORGHUM as an alternative crop (Pula/Imvula, December 2024)

## RESULTS

The information acquired for this project is processed and stored in a convenient accessible format (mainly in Windows Excel format and PDF format, and recently Power BI) and is published on the Grain SA webpage as soon as it is updated on a daily basis. The information is scrutinised at the meetings of Grain SA's Sorghum Specialist Working Group (two meetings

\*<https://www.grainsa.co.za/>

per year). The information is also presented to producers during study group meetings, farmers' days, the annual Grain SA Congress and Grain SA's regional meetings. A daily Morning Market Commentary reflects on international and domestic factors influencing sorghum and other grain and oilseeds price movements. Grain SA collects and publishes the daily trading of SAFEX silo receipts. These receipts also give an indication where producers might be able to obtain a premium for sorghum. Daily, Grain SA receives local and international enquiries on South African grain statistics and other information. The vast number of visits, personal requests, and queries bear testimony to the value of the information that is made available by Grain SA.

## **PROBLEMS THAT HAVE BEEN ENCOUNTERED WITH THE PROJECT**

No problems have been encountered during this project.

## **MILESTONES THAT HAVE NOT BEEN ACHIEVED**

No milestones have not been achieved during this period in the project.

### **FINANCIAL REPORT (1 OCT 2022 – 31 AUG 2023)**

Department	<b>Budget 2022/2023</b>	<b>Actual YTD Aug 23</b>	<b>Funds Remaining</b>
Personnel Costs	14 477	13 271	1 206
Travel & Accommodation	991	908	83
Meetings & Workgroups	2 504	2 295	209
Stationery & Telephone costs	178	163	15
Building & Infrastructure costs	609	558	51
Purchase of information	163	149	14
Finance, Admin & HR Support Function	4 348	3 986	362
Other (Bank charges, audit fees, training etc.)	421	385	35
<b>Total cost</b>	<b>23 690</b>	<b>21 716</b>	<b>1 974</b>

## **APPRECIATION AND THANKS**

Grain SA is grateful towards the Sorghum Trust for the highly appreciated financial support for this important project.